

## Download Zotero til Firefox eller GoogleChrome

The screenshot shows the Zotero website's download page. The main navigation bar includes 'Home', 'Groups', 'People', 'Documentation', 'Forums', and 'Get Involved'. The page is titled 'Downloads' and features two primary options:

- Zotero 5.0 for Windows**: Described as 'Your personal research assistant'. A red arrow points from a text box below to the 'Download' button.
- Zotero Connector**: Described as 'Save to Zotero from your browser'. A red arrow points from a text box below to the 'Install Chrome Connector' button.

Below these options, there are links for 'Other platforms' (macOS, Linux 32-bit, Linux 64-bit) and 'Looking for Zotero 4.0?'. A 'Plugins' section is partially visible at the bottom.

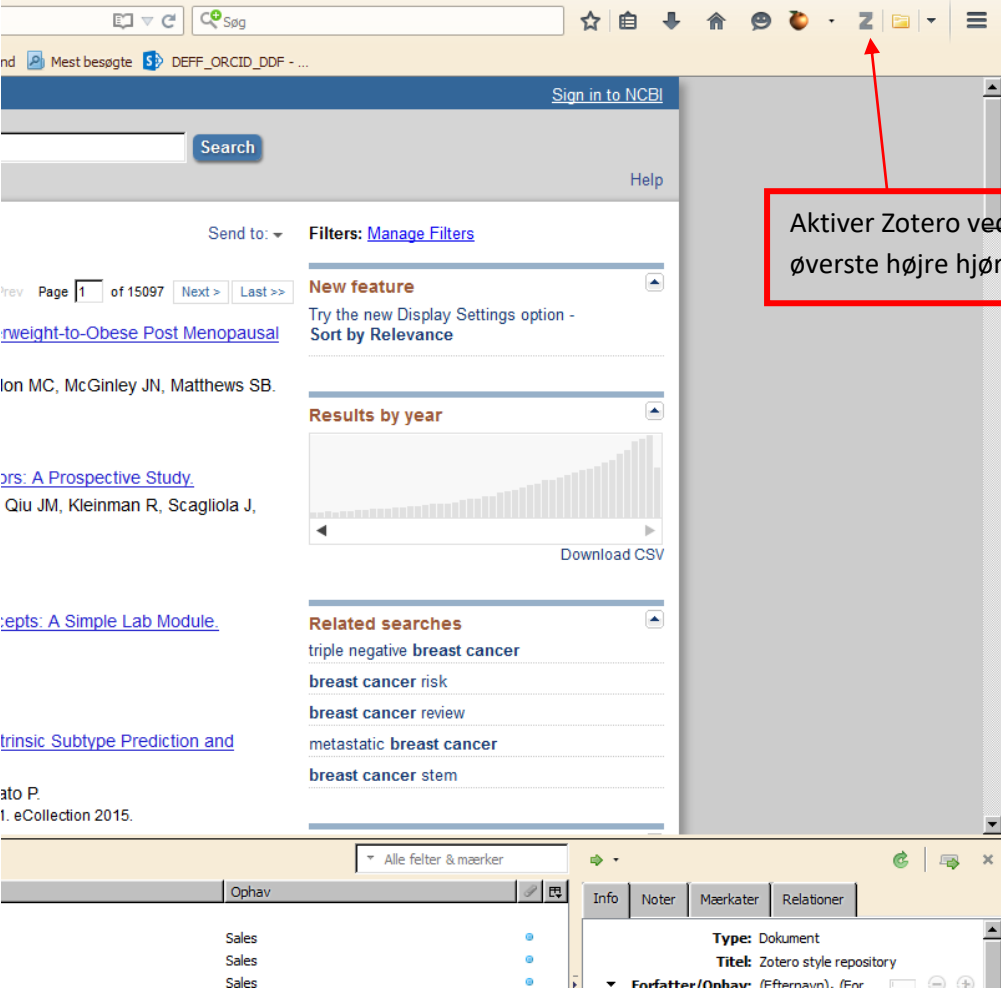
**Husk at installere tilføjeisen, der sætter Zotero i stand til at kommunikere med Word**

**Hvis du installerer Zotero til GoogleChrome skal du starte her.**

Denne vejledning vil tage udgangspunkt i Zotero til Firefox – men sidste i dette dokument kan du se skærmdumps til Chrome.

Ved at registrere dig som låner/ oprette en konto, får du mulighed for at tilgå dine referencer fra en hvilken som helst pc – HUSK at notere username og password!

## Her finder du Zotero i Firefox



Aktivér Zotero ved at klikke på ikonet i øverste højre hjørne

The screenshot shows a Firefox browser window with a search results page. The top toolbar contains various icons, including the Zotero icon (a stylized 'Z'). A red arrow points to this icon, and a red-bordered text box contains the instruction: "Aktiver Zotero ved at klikke på ikonet i øverste højre hjørne". The search results page displays a list of articles, a "Results by year" bar chart, and "Related searches". The Zotero toolbar at the bottom shows options like "Info", "Noter", "Mærkater", and "Relationer".

## Zotero oversigt

The screenshot shows a Firefox browser window with a PubMed search for "breast cancer". The search results are displayed, showing a list of articles. A red box highlights the search results area with the text: "Sådan ser din side ud, når du har åbnet Zotero i Firefox". A red arrow points from this box to the browser's address bar.

Below the browser window, a Zotero library overview is shown. A red box highlights the menu bar with the text: "Menulinje, hvor du finder Zoteros forskellige funktioner". A red arrow points from this box to the Zotero menu bar.

On the left side of the Zotero overview, a red box highlights the "Mapper" (Maps) section with the text: "Mapper".

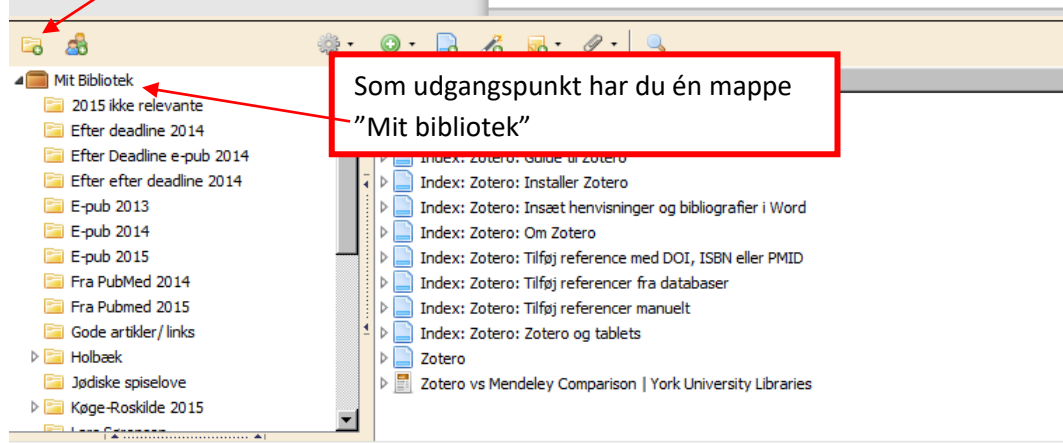
In the center of the Zotero overview, a red box highlights the "Mappens indhold" (Map content) section with the text: "Mappens indhold".

On the right side of the Zotero overview, a red box highlights the "Bibliografiske oplysninger" (Bibliographic information) section with the text: "Bibliografiske oplysninger".

## Mapper

Her opretter du nye mapper

Som udgangspunkt har du én mappe  
"Mit bibliotek"



## Importer referencer til Zotero

Når du vil hente en reference ind i Zotero, klikker du på mappe ikonet

Mappen indeholder en spejling af dit søgeresultat. Vælg de referencer, du vil beholde og klik ok. Referencerne importeres nu til Zotero

The screenshot shows a web browser window displaying PubMed search results for 'breast cancer'. A dialog box titled 'Vælg elementer' (Select elements) is open, allowing the user to select specific search results to import into Zotero. The dialog box contains a list of search results with checkboxes. Below the list are buttons for 'Select All', 'Deselect All', 'OK', and 'Annuller'. A red box highlights the dialog box, and another red box highlights the map icon in the browser's toolbar. The search results page shows a list of results, including titles, authors, and PMIDs. The browser's address bar shows 'correctspelling' and the search results page shows 'PubMed' and 'breast cancer'.

## Importer en enkelt reference til Zotero

The screenshot shows a web browser window with a PubMed search result. The search term is 'breastcancer (37)'. The first result is 'Loss on Plasma Leptin and Adiponectin in Overweight-to-Obese Post Menopausal Breast Cancer'. The browser's toolbar is visible, and a red box highlights the 'Mappeikonet' (map icon) in the toolbar. A red arrow points to this icon. A text box with a red border contains the text: 'Hvis der er tale om en enkelt reference er mappeikonet ændret til et side ikon'. Below the text box, a list of search results is visible, including '24852821[uid] (1)', 'Does switching from oral to subcutaneous administration of methotrexate influen', and '25561200[uid] (1)'. The browser's address bar shows 'Web of Science [v.5...]', 'ORCID | Connecting...', 'Smart Searching', 'Region Sjælland', 'Mest besøgte', and 'DEFF\_ORCID\_DDF'.

## Tilføj reference med DOI, ISBN eller PMID

Publication dates  
5 years  
10 years  
Custom range...

Species  
Humans  
Other Animals

[Clear all](#)  
[Show additional filters](#)

[Tangent field technique of TomoDirect improves dose distribution for whole-breast irradiation](#)  
2. Hashimoyo H, Omura M, Matsui K, Mukai Y, Hongo H, Yamakabe W, Saito K, Yoshida M  
J Appl Clin Med Phys. 2015 May 8;16(3):5369. doi: 10.1120/jacmp.v16i3.5369.  
PMID: 26103495

[Clinical experience using a video-guided spirometry system for deep inhalation breath-hold radiotherapy of left-sided breast cancer](#)  
4.

Titel  
Indtast ISBN, DOI eller PMID for opslag nedenfor.

Index: Zotero: Insæt henvisninger og bibliografier i Word  
Index: Zotero: Om Zotero  
Index: Zotero: Tilføj reference med DOI, ISBN eller PMID  
Index: Zotero: Tilføj referencer fra databaser  
Index: Zotero: Tilføj referencer manuelt  
Index: Zotero: Zotero og tablets

## Tilføj reference manuelt

Results: 1 to 20 of 301412

1. [Portal dosimetry in wedged beams.](#)  
 Spreeuw H, Rozendaal R, Camargo P, Mans A, Wendling M, Olaciregui-Ruiz I, Sonke JJ, Va Mijneer B.  
 J Appl Clin Med Phys. 2015 May 8;16(3):5375. doi: 10.1120/jacmp.v16i3.5375.  
 PMID: 26103497  
[Similar articles](#)

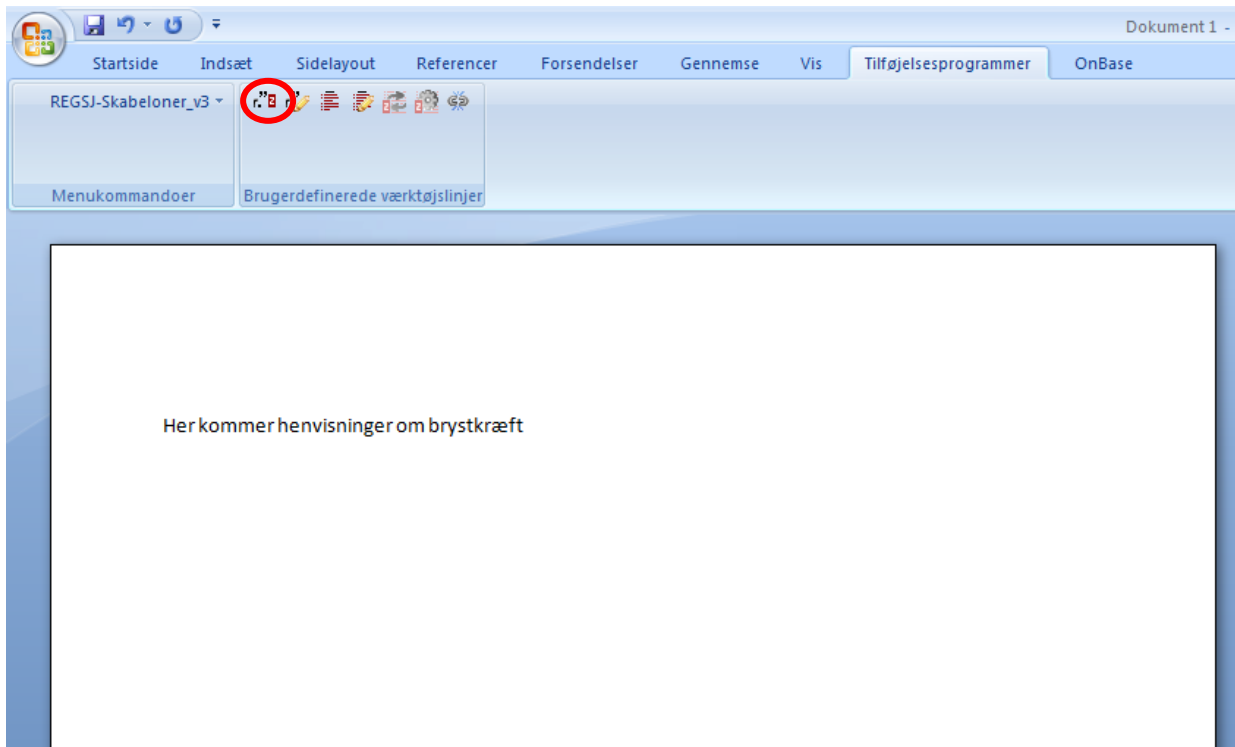
Hvis du skal oprette en manuel reference klikker du på det grønne + ikon.

Nu kan du vælge den dokumenttype du ønsker at tilføje og udfylde de relevante kategorier



## Indsæt henvisning i Word

Åben et Word dokument



## Vælg referencestil

The screenshot shows the Microsoft Word interface with the 'Referencer' ribbon selected. The 'Referencer' ribbon contains several icons, with the 'Referencestil' icon circled in red. Below the ribbon, the text 'Her kommer henvisninger om brystkræft' is visible. A dialog box titled 'Dokumentindstillinger' is open, showing the 'Reference-stil' section with a list of styles: IEEE, Modern Humanities Research Association 3rd edition (note with bibliography), Modern Language Association 7th edition, Nature, and Vancouver. The 'Vancouver' style is selected. Below the list, the 'Language' is set to 'da-DA'. The 'Formater ved hjælp af' section has 'Felter' selected. The 'Afkort automatisk journaltitler' and 'Gem referencer i dokument' options are checked. The 'OK' and 'Annuller' buttons are at the bottom right of the dialog box.

Du finder flere stilarter på [Zotero style repository](#)

## Indsæt reference

Her kommer henvisninger{Citation} om brystkræft

**Tilføj/rediger reference**

Titel	Ophav
Comorbidities and Quality of Life among B...	Fu m.fl.
Impact of Weight Loss on Plasma Leptin a...	Thompson m.fl.
The Discovery of Novel Biomarkers Impro...	Milioli m.fl.
Using Mouse Mammary Tumor Cells to Te...	McIlrath m.fl.

Præfiks:  Page:

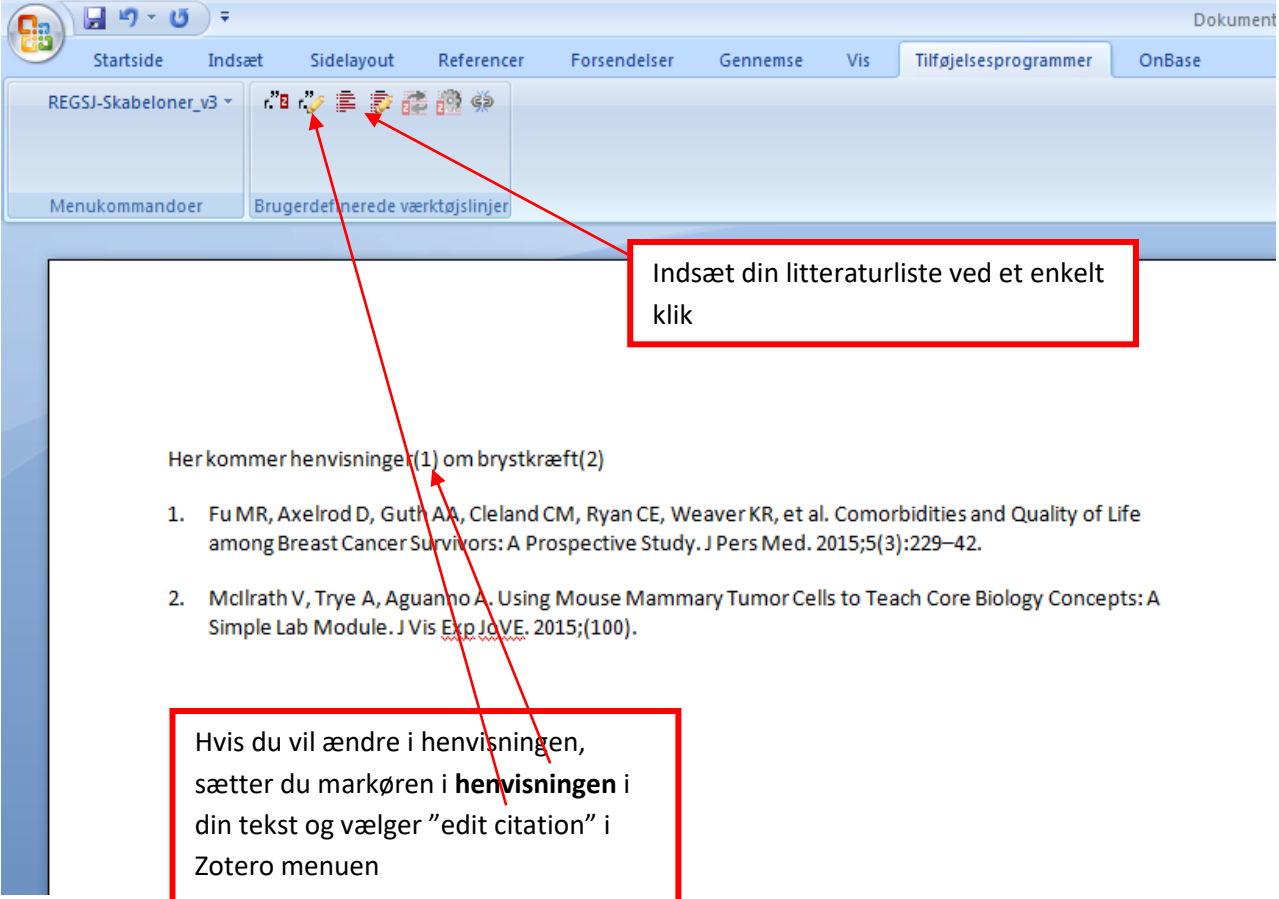
Suffiks:   Undertryk for fatter/ophav

Vis redaktør... Flere kilder... Annuller OK

**Vælg den reference, der skal**

Hvis du efterfølgende har brug for at rette i oplysningerne i en reference, skal du altid redigere i Zotero og derefter trykke på refresh i Zotero-menuen i Word

## Indsæt/ ret litteraturliste



The screenshot shows the Zotero application interface. The top menu bar includes 'Startside', 'Indsæt', 'Sidelayout', 'Referencer', 'Forsendelser', 'Gennemse', 'Vis', 'Tilføjesprogrammer', and 'OnBase'. The 'Indsæt' menu is open, showing options like 'Indsæt', 'Sidelayout', 'Referencer', 'Forsendelser', 'Gennemse', 'Vis', 'Tilføjesprogrammer', and 'OnBase'. Below the menu bar, there are two tabs: 'Menukommandoer' and 'Brugerdefinerede værktøjslinjer'. The main content area displays a list of references. The first reference is highlighted with a red arrow pointing from a text box. The second reference is also highlighted with a red arrow pointing from a text box.

Indsæt din litteraturliste ved et enkelt klik

Her kommer henvisning(1) om brystkræft(2)

1. Fu MR, Axelrod D, Guth AA, Cleland CM, Ryan CE, Weaver KR, et al. Comorbidities and Quality of Life among Breast Cancer Survivors: A Prospective Study. *J Pers Med.* 2015;5(3):229–42.
2. McIlrath V, Trye A, Aguanno A. Using Mouse Mammary Tumor Cells to Teach Core Biology Concepts: A Simple Lab Module. *J Vis Exp JoVE.* 2015;(100).

Hvis du vil ændre i henvisningen, sætter du markøren i **henvisningen** i din tekst og vælger "edit citation" i Zotero menuen

## Del dit bibliotek/ opret grupper

Log dig ind på Zotero.org med dit brugernavn og password. Gå til fanen Groups – create a new group

zotero

Welcome, Penille · Settings · Inbox · Download · Log Out

Upgrade Storage

Home My Library **Groups** People Documentation Forums Get Involved

Search for groups Search

Home > Groups

### Zotero Groups

[Browse All Groups](#) · [Search for Groups](#) · [Create a New Group](#)

### My Groups

[Fagbib](#)  
[Group Library](#)

### Group Invitations

You have no invitations.

### New Groups

- [Campusbibliothek\\_FU](#)
- [MIGRINTER cartes 2011-2016](#)
- [ROSFEN\\_EJOCpaper](#)
- [Changement climatique](#)
- [RUBI\\_Oz](#)

zotero

Welcome, Penille · Settings · Inbox · Download · Log Out

Upgrade Storage

Home My Library **Groups** People Documentation Forums Get Involved

Search for groups Search

Home > Groups > New group

## Create a New Group

[Browse All Groups](#) · [Search for Groups](#) · [Create a New Group](#)

**Group Name**

Choose a name for your group

Group URL: <https://www.zotero.org/groups/>

**Group Type**

**Public, Open Membership**

Anyone can view your group online and join the group instantly.

Choose a Public, Open Membership

**Public, Closed Membership**

Anyone can view your group online, but members must apply or be invited.

Choose Public, Closed Membership

**Private Membership**

Only members can view your group online and must be invited to join.

Choose Private Membership

**Create Group**

Navngiv gruppen og vælg hvilken type gruppe du vil oprette

## Zotero Standalone til GoogleChrome

The screenshot shows a web browser window displaying a PubMed search for "breast cancer". The search results are listed on the left side of the page, showing various articles related to breast cancer research. The browser's address bar shows the URL "ps://www.ncbi.nlm.nih.gov/pubmed". The Windows taskbar is visible at the bottom, with the Zotero Standalone icon highlighted in red. The taskbar also shows other icons for Google Chrome, Microsoft Word, and Outlook. The system tray at the bottom right shows the date and time as "13:06 25-08-2017".

Her åbnes Zotero standalone

Herfra tilføjer du referencer til Zotero

The screenshot shows a web browser window with a PubMed search for "breast cancer". The search results show 41 items to 60 of 346099. A Zotero Standalone window is overlaid on the browser, showing a list of search results. The selected item is "Adiponectin as a routine clinical biomarker" by Kohida m. f. The Zotero window also shows a list of search results with one item selected. Red arrows point from the text above to the Zotero window and the search results.

Sådan ser skærbilledet ud, når du har åbnet Zotero Standalone

## Zotero og tablets

I iTunes kan du hente ZotPad app'en, der gør det muligt at synkronisere referencer og PDF'er i Zotero på din tablet. App'en er gratis.